













PMEX UPDATE

<p>SELL</p>  <p>CRUDE10-MY26 94.91 -15.97% Expiry 20/Apr/26 Remaining 12 Days</p> <p>Entry 94.19 - 93.22 Stoploss 95.51 Take Profit 91.933 - 91.1</p>	<p>SELL</p>  <p>NGAS1K-MY26 2.7840 -3.00% Expiry 27/Apr/26 Remaining 19 Days</p> <p>Entry 2.78 - 2.76 Stoploss 2.83 Take Profit 2.72 - 2.68</p>	<p>SELL</p>  <p>GO10Z-JU26 4,801.70 2.50% Expiry 27/May/26 Remaining 49 Days</p> <p>Entry 4814 - 4804 Stoploss 4847.78 Take Profit 4780 - 4760</p>	<p>N/A</p>  <p>SL10-MA26 76.70 Expiry Remaining</p> <p>Entry --- Stoploss #VALUE! Take Profit ---</p>
<p>BUY</p>  <p>PLATINUM5-JY26 2,071.10 6.32% Expiry 26/Jun/26 Remaining 79 Days</p> <p>Entry 2066 - 2078 Stoploss 2039.43 Take Profit 2092 - 2099</p>	<p>BUY</p>  <p>COPPER-MY26 5.7372 3.13% Expiry 28/Apr/26 Remaining 20 Days</p> <p>Entry 5.71 - 5.73 Stoploss 5.67 Take Profit 5.78 - 5.82</p>	<p>BUY</p>  <p>ICOTTON-MY26 71.05 -0.36% Expiry 22/Apr/26 Remaining 14 Days</p> <p>Entry 71.41 - 71.46 Stoploss 71.27 Take Profit 71.81 - 72.11</p>	<p>BUY</p>  <p>DJ-JU26 48,090 2.73% Expiry 17/Jun/26 Remaining 70 Days</p> <p>Entry 47946 - 48051 Stoploss 47641.23 Take Profit 48328 - 48454</p>
<p>BUY</p>  <p>SP500-JU26 6,842 2.78% Expiry 17/Jun/26 Remaining 70 Days</p> <p>Entry 6823 - 6836 Stoploss 6772.81 Take Profit 6864 - 6886</p>	<p>BUY</p>  <p>NSDQ100-JU26 25,242 3.57% Expiry 17/Jun/26 Remaining 70 Days</p> <p>Entry 25224 - 25254 Stoploss 24977.85 Take Profit 25354 - 25426</p>	<p>SELL</p>  <p>GOLDUSDJPY-MY26 158.29 -0.85% Expiry 28/Apr/26 Remaining 20 Days</p> <p>Entry 158.38 - 158.22 Stoploss 158.70 Take Profit 157.91 - 157.71</p>	<p>BUY</p>  <p>GOLDEURUSD-MY26 1.1695 0.85% Expiry 28/Apr/26 Remaining 20 Days</p> <p>Entry 1.1692 - 1.1702 Stoploss 1.167 Take Profit 1.1726 - 1.1746</p>

Major Headlines

Oil dives below \$100 as Iran ceasefire sparks relief rally

Oil prices sank below \$100 a barrel and stocks and bonds surged on Wednesday, after U.S. President Donald Trump announced a two-week ceasefire with Iran that brought some relief to markets on hopes for a resumption of oil and gas flows through the Strait of Hormuz. Trump announced the ceasefire less than two hours before his deadline for Iran to reopen the strait or face devastating attacks on its civilian infrastructure. Iran said it would cease counter-attacks [see more...](#)

Gold prices jump after Trump announces Iran ceasefire

Gold climbed to almost a three-week high on Wednesday, while the U.S. dollar weakened, after President Donald Trump agreed to a temporary ceasefire with Iran.

Spot gold was up 1.6% at \$4,778.95 an ounce by 05:46 ET (09:46 GMT), after earlier reaching its highest point since March 19. U.S. gold futures for June delivery rose by 2.6% to \$4,807.34 an ounce. [see more...](#)

Stocks surge, oil dives below \$100 as Iran ceasefire sparks relief rally

Oil prices sank below \$100 a barrel and stocks and bonds surged on Wednesday, after U.S. President Donald Trump announced a two-week ceasefire with Iran that brought some relief to markets on hopes for a resumption of oil and gas flows through the Strait of Hormuz. Trump announced the ceasefire less than two hours before his deadline for Iran to reopen the strait or face devastating attacks on its civilian [see more...](#)

USD/JPY Price Forecast: Symmetrical Triangle breakdown below 159.00 warrants more downside

The USD/JPY pair trades 0.9% lower to near 158.20 during the European trading session on Wednesday. The pair faces intense selling pressure as the US Dollar (USD) underperforms across the board, following the announcement of a two-week ceasefire between the United States (US) and Iran. Earlier in the day, US President Donald Trump announced that he had suspended planned attacks on Iranian civilian [see more...](#)

EUR/USD Price Forecast: Posts fresh monthly high around 1.1700

Market sentiment turns favorable for risk-sensitive assets on a temporary ceasefire between the United States and Iran. US President Donald Trump announced that he has suspended planned attacks on Iranian civilian infrastructure as Tehran has agreed to reopen the Strait of Hormuz. On the macro front, Eurozone Retail Sales data contracts 0.2% Month-on-Month (MoM) in February, faster than the previous reading of 0.1%. [see more...](#)

US Dollar Index (DXY) Price Forecast: Struggles below 99.00, one-month low amid risk-on

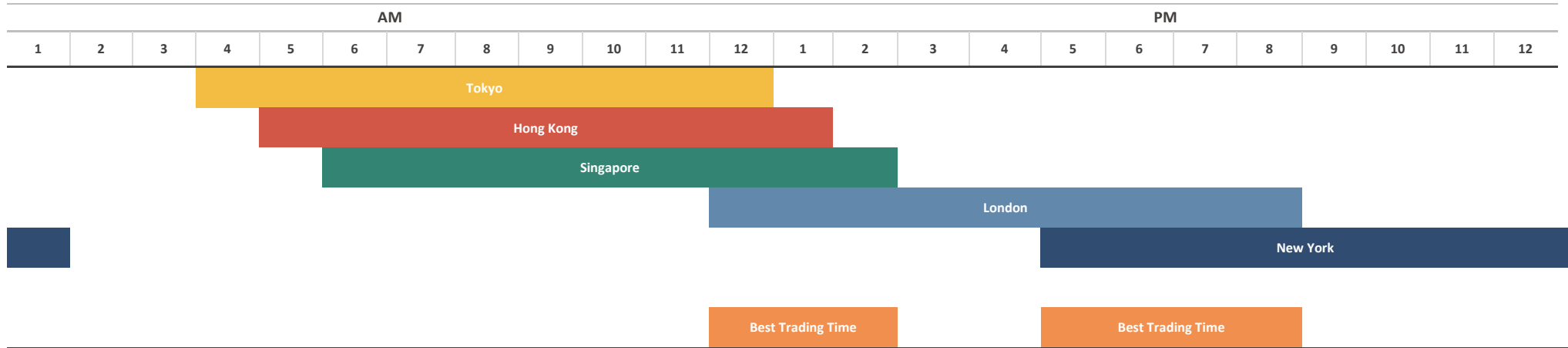
The US Dollar Index (DXY), which tracks the Greenback against a basket of currencies, attracts heavy selling on Wednesday and plummets to a nearly one-month trough during the Asian session in reaction to the US-Iran ceasefire news. The index currently trades around the 98.80 region, down 0.80% for the day, and seems vulnerable to weaken further. [see more...](#)

Economic Calendar

Event	Date	Time	Currency	Importance	Actual	Forecast	Previous
Crude Oil Inventories	8/4/2026	7:30 PM	USD	High volatility		-1.000M	5.451M
FOMC Meeting Minutes	8/4/2026	11:00 PM	USD	High volatility			

FOREX MARKETS' STATISTICS

Forex Market Hours



Note: This chart shows the normal forex trading times of all the major forex trading centers across the globe in Pakistan Standard Time.

Forex Turnover by Counterparty



Markets' Share in Total Forex Turnover



Most Traded Currency Pairs



Sources: ACPL Research, Forexmarkethours, Dailyfx, Ig

DISCLAIMER

This report has been prepared by Abbasi and Company (Private) Limited and is provided for information purposes only. Abbasi and Company (Private) Limited (ACPL) is engaged in brokerage business of commodities futures in Pakistan and to provide the trading/ execution facility on Pakistan Mercantile Exchange (PMEX). There is risk of loss in trading in derivatives (futures). The author, directors and other employees of Abbasi and Company (Private) Limited and its affiliates cannot be held responsible for any loss in trading. Futures; futures on margin carries a high level of risk and may not be suitable for all investors. The high degree of leverage can work against the investor/ traders. Before deciding to invest in Commodity derivatives, you should carefully consider your investment objectives, level of experience, and risk appetite. The possibility exists that you could sustain a loss of some or all of your initial investment and therefore you should not invest money that you cannot afford to lose. You should be aware of all the risks associated with futures trading in commodities and other financial products. We take no responsibility for any loss made in investment on any instruments through us. In any event Abbasi and Company (Private) Limited, its affiliates, agents will not be liable to anyone for any decision made or action taken for investment/trading. Abbasi and Company (Private) Limited, its affiliates, directors and employees cannot be held responsible for any loss in trading due to any problem in connectivity; failure of system; technical problem in the software or any other reason whatever.

All the reports/ recommendations/ trading calls/ opinions are advisory in nature and contains the opinions of the author, which are not to be construed as investment advices. The author, directors and other employees of Abbasi and Company (Private) Limited and its affiliates cannot be held responsible for the accuracy of the information presented herein or for the results of the positions taken based on the opinions expressed in the reports/ views from Abbasi and Company (Private) Limited. All the views/ recommendations/ trading calls and opinions are based on the information, which are believed to be accurate and no assurance can be given for the accuracy of these information.

Derivatives trading involve substantial risk. The valuation of the underlying may fluctuate, and as a result, clients may lose their entire original investment. In no event should the content of this research report be construed as an express or an implied promise, guarantee or implication by, or from, Abbasi and Company (Private) Limited that you will profit or that losses can, or will be, limited in any manner whatsoever. Past results are no indication of future performance. The information provided in this report is intended solely for informative purposes and is obtained from sources believed to be reliable. Information is in no way guaranteed. No guarantee of any kind is implied or possible where projections of future conditions are attempted. Investments in securities market are subject to market risks, read all the related documents carefully before investing.

All rights reserved by Abbasi and Company (Private) Limited. This report or any portion hereof may not be reproduced, distributed, or published by any person for any purpose whatsoever. Nor can it be sent to a third party without prior consent of Abbasi and Company (Private) Limited. Action could be taken for unauthorized reproduction, distribution, or publication.

The research analyst, primarily involved in the preparation of this report, certifies that (1) the views expressed in this report accurately reflect his/her personal views about the subject commodity/index /currency pair and (2) no part of his/her compensation was, is or will be directly or indirectly related to the specific recommendations or views expressed in this report.

DISCLOSURE

Following exchange rates are used to convert investment and profit values:

- USD/PKR: 280.10
- JPY/PKR: 1.97

To arrive at our Target Price, Abbasi & Company (Private) Limited uses following methods:

- Technical Analysis
- Fundamental Analysis

Furthermore, profit and returns are inclusive of all expenses including PMEX Fee, ACPL Fee & Sales Tax

RESEARCH DISSEMINATION POLICY

Abbasi & Company (Private) Limited endeavors to make all reasonable efforts to disseminate research to all eligible clients in a timely manner through either physical or electronic distribution such as email, fax mail etc. Nevertheless, all clients may not receive the material at the same time.

PREPARED BY

Muhammad Rashid Nawaz
Phone: (+92) 42 38302028
Ext: 118
Email: umairjaved@abbasiandcompany.com

RESEARCH DEPARTMENT

6 - Shadman, Lahore
Phone: (+92) 42 38302028; Ext: 116, 117
Email: research@abbasiandcompany.com
web: www.abbasiandcompany.com

HEAD OFFICE

6 - Shadman, Lahore
Phone: (+92) 42 38302028
Email: support@abbasiandcompany.com
web: www.abbasiandcompany.com